

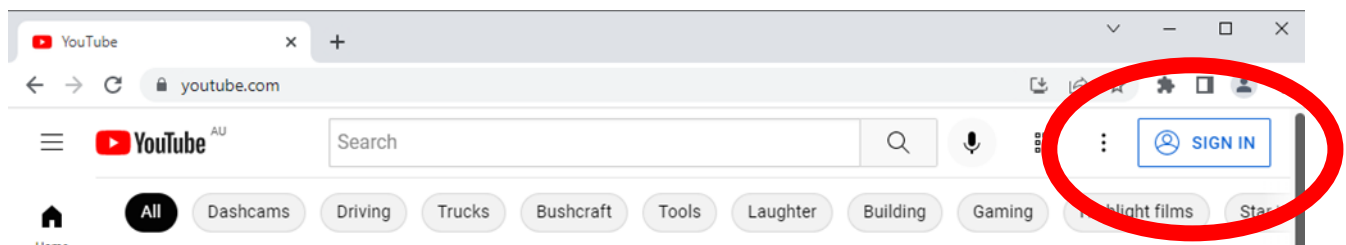
Information Sheet | Canberra Health Services

CHS Graduate Nurse Application.

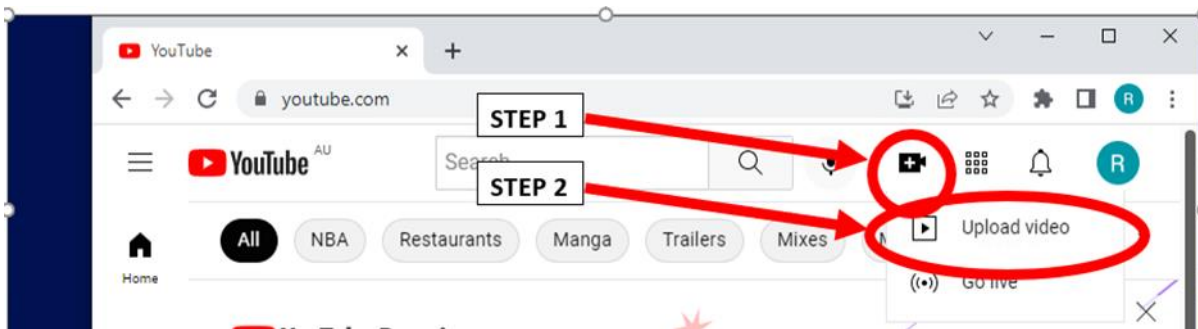
How to create and upload your video application.

- Create a 6-minute video addressing the five (5) selection criteria listed. Your ability to be succinct (keeping the length of the video within 6 minutes) is an important skill when providing clinical handover and will form part of the assessment.
- Once you have recorded your video, play it back to ensure that the person watching it will be able to clearly hear your voice and see your face.
 - We encourage you to do this before the closing date so you can address any technology issues.
- Be creative and have fun, while ensuring you comply with copyright requirements.
 - Save a backup copy.
- Upload your video to YouTube as an *unlisted* video. This ensures it is not published on the public platform and only people you share the link with can view the video. Please do not choose to make it a “*private*” video as this will require you to provide further permissions which will hold up your application. Making the video *unlisted* will provide sufficient privacy for this purpose.
 - To do this you require a Google account www.google.com.
 - Click the sign-in button and follow the prompts to create an account or sign into a pre-existing account.
 - Within this account go to www.youtube.com to upload your video

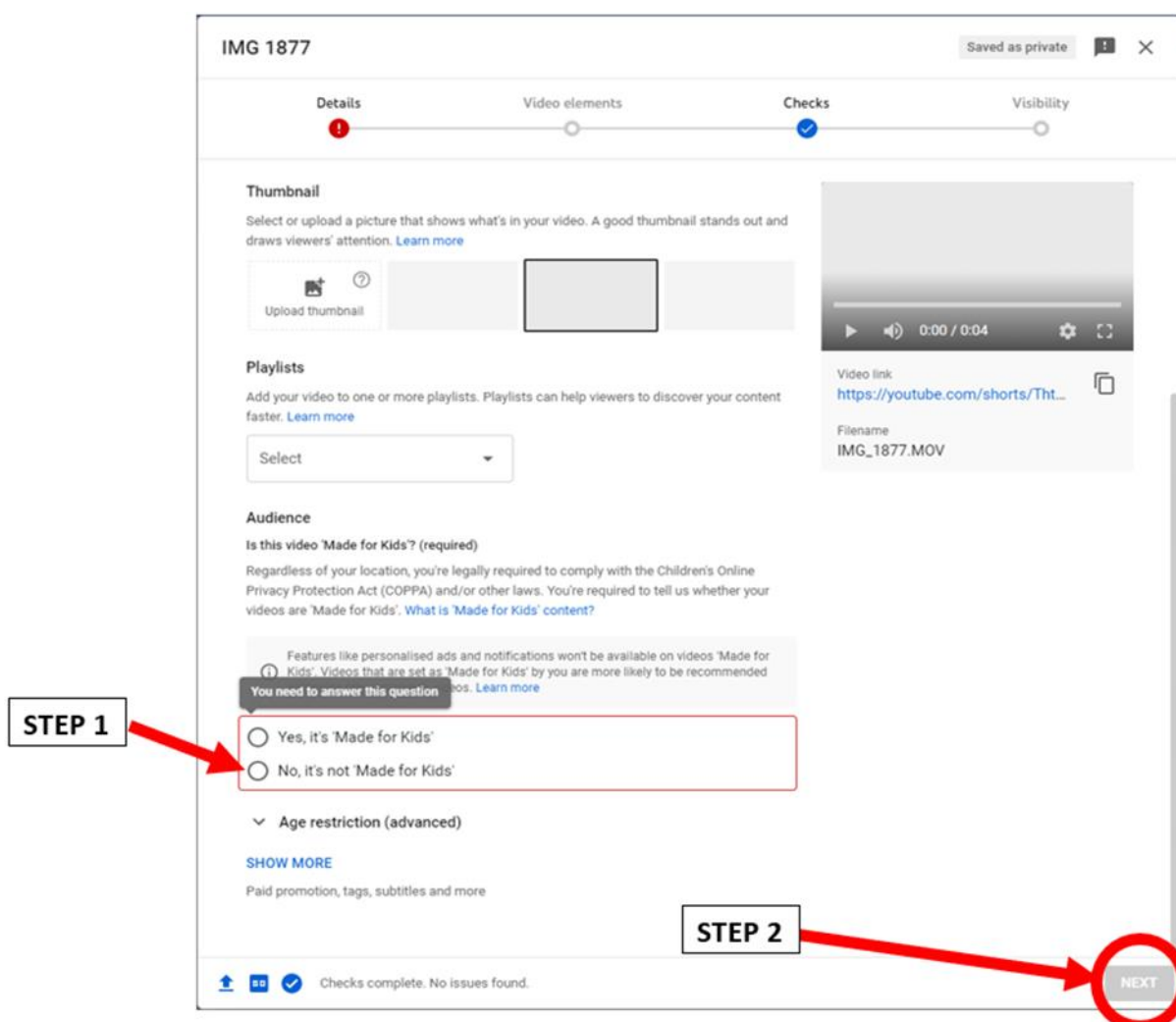
1. Sign into or create your YouTube Account



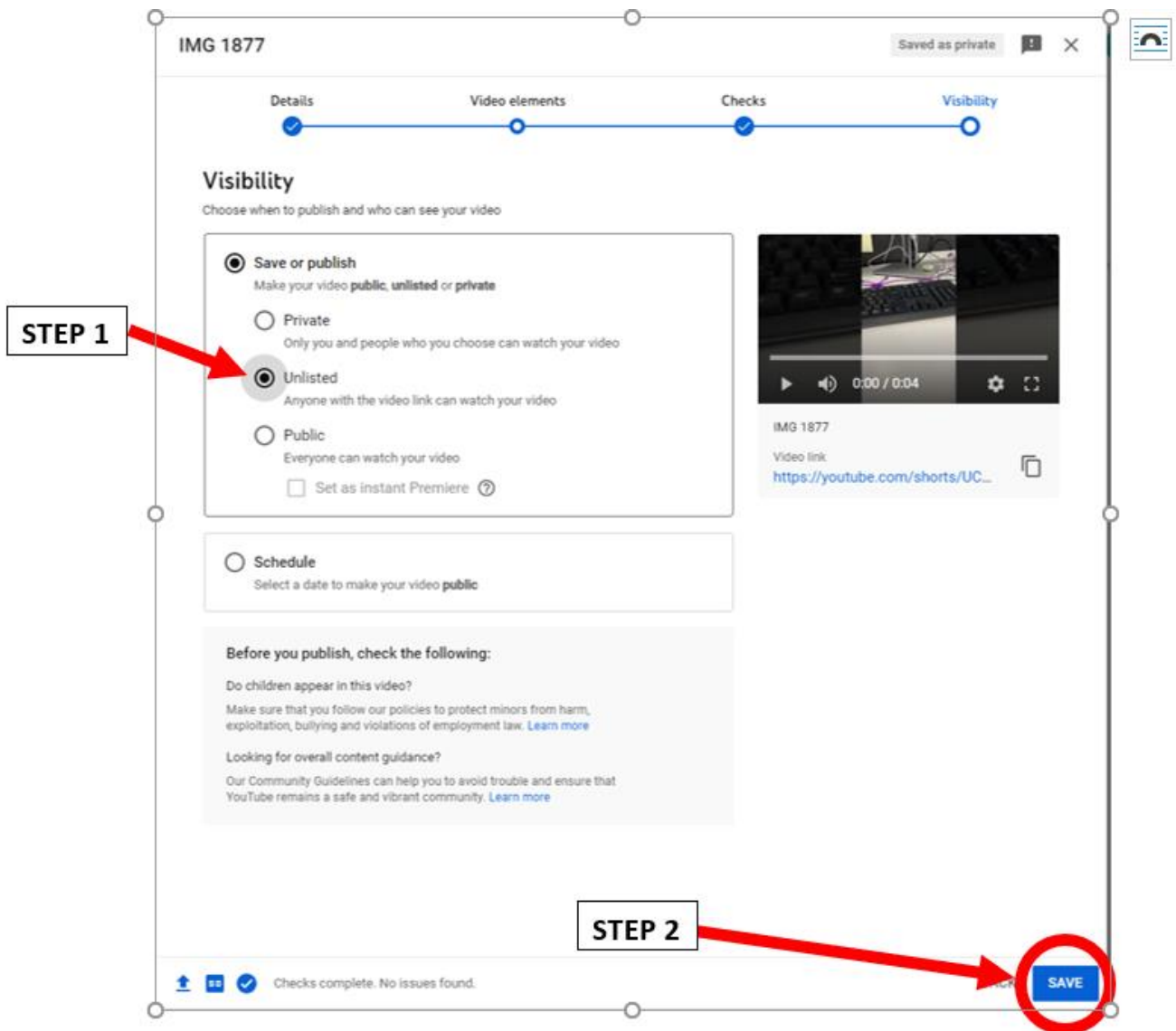
2. If you need to upload a video, click on create a video or post (camcorder) in the upper right banner, then upload video



3. Select the video that you have made, and tick “No, it’s not ‘Made for Kids’” then click “Next”.



4. Click “Next” until you reach the window below. Change the setting to upload the video as an “Unlisted”. Click “Save” to confirm.



For further information on how to upload a video to You Tube please refer to the below link:

<https://www.youtube.com/watch?v=JOr7JluzEOM>

- Copy the link to your video and paste it into the pre-screening question where you are asked to provide your video link.
- Make sure you have tested the link

Once you have provided your video link, please do not edit or delete the video until advised to do so.






Acknowledgement of Country

Canberra Health Services acknowledges the Ngunnawal people as traditional custodians of the ACT and recognises any other people or families with connection to the lands of the ACT and region. We acknowledge and respect their continuing culture and contribution to the life of this region.

© Australian Capital Territory, Canberra 2024



Accessibility  call (02) 5124 0000



Interpreter  call 131 450

canberrahealthservices.act.gov.au/accessibility

